

# Joint Health and Social Care Self-Assessment Framework (SAF) and update on Transforming Care (Winterbourne)

## The Kent Health & Wellbeing Board

18<sup>th</sup> November 2015



Sam Holman: Joint Chair, Kent Learning Disability Partnership Board

Daniel Hewitt: Shadow Joint Chair, Kent Learning Disability Partners

Tina Walker: Joint Chair of the Good Health Group

Penny Southern: Director of Disabled Children, Adults Learning Disability and Mental Health, KCC

Sue Gratton: Project Manager, KCC/CCGs/Joint Chair of the Good Health Group

Malti Varshney: Consultant Public Health, KCC

Dr Gay Berman: Clinical Lead for Learning Disability, West Kent CCG

David Holman: Head of Mental Health Commissioning, West Kent CCG



# What is the Framework?



- It is a way to check that Health and Social Care in Kent are making sure things are getting better for people with a learning disability and to see what needs to be improved.



- It will keep a record of how well health and social care are providing services together in Kent.


- The Learning Disability Partnership Board, Clinical Commissioning Groups (CCGs), Health & Wellbeing Boards and the Local Authority are involved in doing this.



# What will the Kent Health & Wellbeing Board need to do?



- It needs to hold Kent to account for completing and publishing the outcome and quality of Joint Health and Social Care Self Assessment Framework (SAF).



- It needs to ensure that the outcomes inform Health and Wellbeing Strategy and Joint Service Needs Assessment for people with a Learning Disability living in Kent.



- It needs to ask for evidence that shows improvements.

# Outcome of the Self-Assessment Framework



Our overall rating was amber.



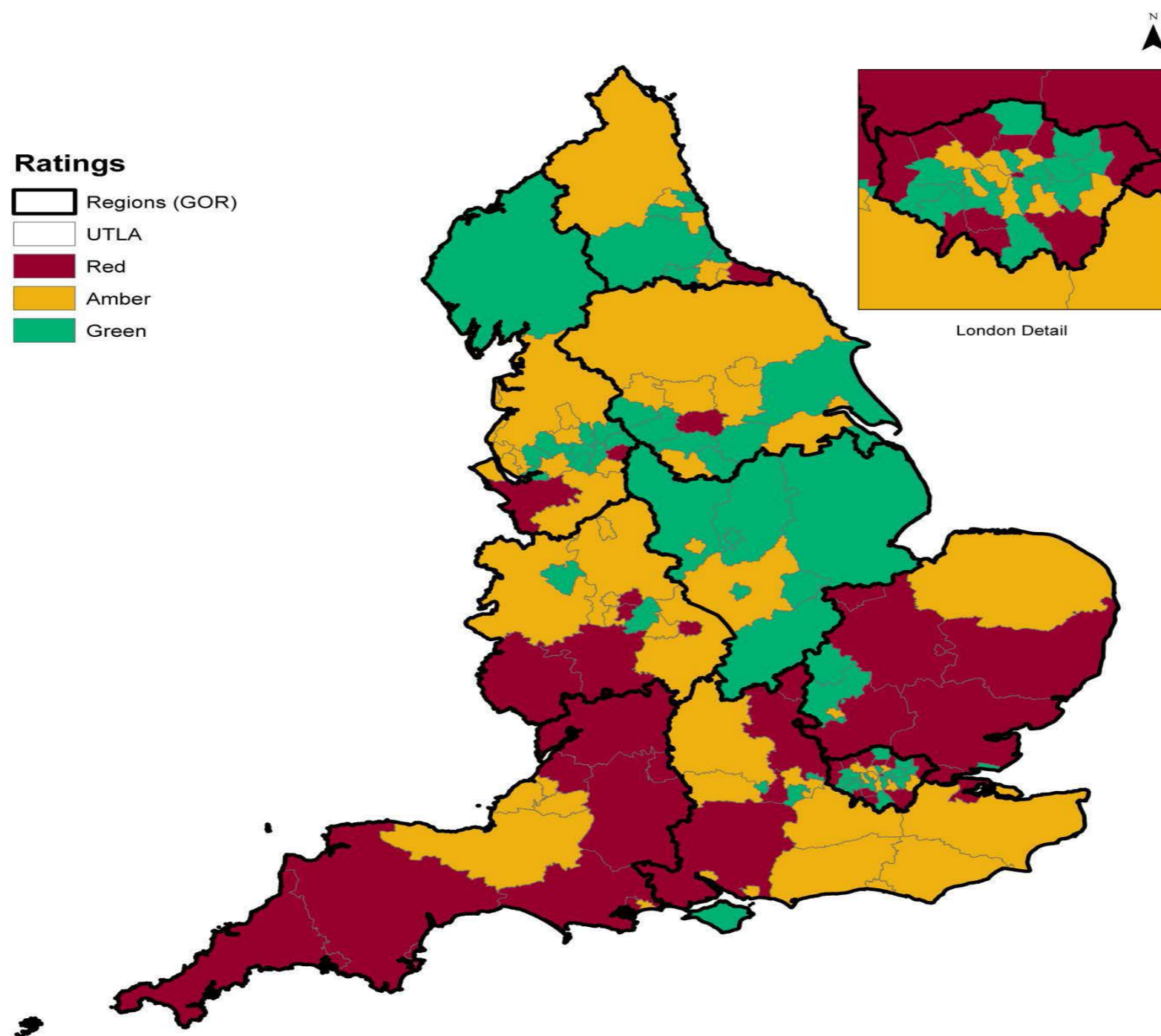
We have achieved an amber or green rating in all but 3 of the areas of the framework in 2014/15.



We had 3 red ratings in, health screening for cervical and breast cancer and for long term health conditions.



# How do we compare nationally?



1:3,221,106  
0 35 70 140 km

Knowledge and Intelligence Team - East  
IPH, Forvie Site, University of Cambridge  
School of Clinical Medicine Box 113  
Cambridge, CB2 0SR

Office for National Statistics <http://www.ons.gov.uk>  
Reproduced by permission of Ordnance Survey on behalf of Her Majesty's Stationery Office,  
© Crown Copyright and database rights. 2014. All rights reserved.  
Ordnance Survey Licence number 100016969.

Source: Joint Health and Social Care Learning Disabilities 2013-14  
Map Created: 14/07/2015  
Created by: Sebastian Fox

# Facts and figures – our results for 2015

Average response highlighted in yellow					
Question/ Measure	Total Response	Green	Amber	Red	KENT Rating
		%	%	%	
A1	144	47.22%	42.36%	10.42%	Amber
A2	144	28.47%	45.83%	25.69%	Red
A3	150	0.00%	72.67%	27.33%	Amber
A4	143	20.28%	37.76%	41.96%	Amber
A5 -Cervical	103	4.85%	23.30%	71.84%	Red
A5 -Breast	106	13.21%	73.58%	13.21%	Red
A5 -Bowel	103	35.92%	53.40%	10.68%	Amber
A6	143	24.48%	58.74%	16.78%	Amber
A7	144	70.83%	27.08%	2.08%	Amber
A8	144	9.72%	87.50%	2.78%	Amber
A9	139	11.51%	69.78%	18.71%	Amber
B1	144	7.64%	40.97%	51.39%	Amber
B2	144	33.33%	43.06%	23.61%	Amber
B3	139	53.24%	41.01%	5.76%	Amber
B4	143	69.23%	30.77%	0.00%	Amber
B5	144	24.31%	75.00%	0.69%	Amber
B6	140	15.71%	82.14%	2.14%	Amber
B7	142	56.34%	33.10%	10.56%	Green
B8	150	44.67%	48.67%	2.00%	Amber
B9	123	49.59%	50.41%	0.00%	Amber
C1	143	59.44%	36.36%	4.20%	Green
C2	144	43.06%	54.86%	2.08%	Amber
C3	144	57.64%	41.67%	0.69%	Green
C4	144	55.56%	43.75%	0.69%	Green
C5	144	34.72%	47.92%	17.36%	Green
C6	144	40.28%	59.03%	0.69%	Amber
C7	144	38.19%	59.03%	2.78%	Green
C8	138	28.99%	67.39%	3.62%	Green
<b>Totals</b>	<b>3997</b>	<b>33.60%</b>	<b>53.99%</b>	<b>12.41%</b>	<b>Amber</b>

# What has changed since last year

## Last year (2014)

We scored **red** in 3 categories:

1. Finding and managing long term health conditions - obesity, diabetes, cardiovascular disease, epilepsy.
2. Health screening (for breast, bowel and cervical cancer).
3. Contract compliance (checking that residential homes are visited by KCC at least once a year).



## This year (2015)

(The question about cancer screening was split into 3)

We scored **amber** contract compliance (and bowel cancer screening).

We scored **red** in health screening for breast and cervical cancer and for long term health conditions.



# What we have done to improve on last year's red ratings



## 1. Finding and managing long term health conditions

More people have signed up to the Learning Disability Directed Enhanced Service (DES). This has improved the identification and management for long term health conditions. We now know how many people with LD have other long term conditions: 70% of people with a learning disability have 1 or more long-term conditions and 22% of people with a learning disability have epilepsy. This data will help to inform the joint commissioning plan for 2016.



Work has started on an identification and flagging system on a Kent-wide basis. This measure remained red, but so much progress has been made since we received our results that if we were to rate Kent now it would be amber.



# What we have done to improve on last year's red ratings

## 2. Health screening (for breast, bowel and cervical cancer)



We have been working with Public Health England to create easy read information for bowel cancer screening. If this works well, we will roll this out for breast and cervical cancer screening too. This measure is now split into 3 sections. Bowel screening has moved from Red to Amber. Breast and cervical screening remain in Red.



## 3. Contract compliance

KCC are now visiting all its residential homes at least once a year. This measure has moved from Red to Amber.

# Where we have improved on last year's amber ratings

This year – the following measures changed from amber to green:



## 1. Access to arts and culture

Information about accessible events is shared on the Kent Learning Disability Partnership Board website: [www.kentldpb.org.uk](http://www.kentldpb.org.uk).

To improve support of people accessing events when they might want to, KCC Commissioning team have linked with an advocacy organisation for the Quality in Care project. Work has started on gathering views of providers, service users, their families, health and social care professionals and other sources. Feedback will be used to rate providers and will be displayed publicly.



# Where we have improved on last year's amber ratings

This year – the following measures changed from amber to green:

## 2. Carer satisfaction

KCC has sent a survey to see how satisfied carers and service users are with the service they are receiving and the input they receive on the care provided. Over 300 responses were received. From the responses received from carers, we have been awarded a green RAG rating.

Although we have a green rating we recognise there is improvement needed and this is something we will continue to work on.



# Kent Learning Disability Partnership Board Monitors Progress –

## Staying Healthy (A1-A9)– this work is being monitored by the **Good Health Group**



- Easy read check lists have been created so that people know what to take with them for Health Checks.
- Bowel screening posters have been created.
- Learning Disability GP Clinical Leads appointed across Kent.

## Keeping Safe (B1-B9)– this is being monitored by the **Transforming Care Steering Group & Divisional Management Teams**



- Quality in Care.
- Kent Local Action Plan for Transforming Care.

## Living Well (C1-C8)– this is being led by the **Kent Learning Disability District Partnership Groups**



- Community Inclusion – Accessibility audit
- District Partnership Groups' Action Plans



# What we have done since receiving our results

## Some headlines....

### Staying Healthy – monitored by the Good Health Group

#### Cancer Screening:



- Local research in Dartford, Gravesham and Swanley showed only 24% of women with learning disabilities received cervical screening compared with over 80% of all eligible women.
- As a result, questions and answers on cervical screening for women with learning disabilities were sent to all practices via a practice nurse or a newsletter.
- Public Health England have been working with people with learning disabilities to develop new posters and leaflets to raise awareness of bowel cancer.
- We still need better data on the uptake of screening by people with learning disabilities.

# What we have done since receiving our results

## Some headlines....

### Staying Healthy




- A number of health pop-ups have taken place over the year in Canterbury run by the local District Partnership Group.
- Shepway District Partnership Group have held information finding sessions to find out what people know about cancer screening services and what their experiences of them have been. This information will be fed back to Public Health England and used in the SAF.



# What we have done since receiving our results

## Some headlines....

### Staying Healthy



- Public Health has commissioned training for health improvement programmes for staff working with people who have a learning disability.
- The Good Health Group have been working with Public Health England to design posters for bowel screening.
- The Clinical Commissioning Group Clinical Leads for Learning Disability have been working hard with their GP colleagues to increase the number of Annual Health Checks.



# What we have done since receiving our results

## Some headlines....



**Keeping Safe – Transforming Care Steering Group & Divisional Management Team for Learning Disability and Mental Health.**



- KCC Commissioning staff are continuing to visit all providers of learning disability services on an annual basis.



- The Quality in Care framework was agreed by the Social Care, Health & Wellbeing Directorate Management Team in September 2015. This framework will look at the way we quality assure LD services.



# What we have done since receiving our results

## Some headlines....

### Keeping Safe – Transforming Care Steering Group and the Divisional Management Team for Learning Disability and Mental Health



- The programme of transformation continues in Learning Disability services to reshape the learning disability residential market and to improve the range of short break facilities available to people with a learning disability and their carers.



- The Kent Pathways Service will provide support and training for specific life skills over a maximum 12 week period for people with a learning disability who can be more independent.



- The Shared Lives Service provides a family based living environment for people with a learning disability who might otherwise live in a residential setting.

# What we have done since receiving our results

## Some headlines....

### Living Well - this is being led by the Kent Learning Disability District Partnership Groups



- The Kent Valuing People Partnership have completed an audit of accessibility of sports and cultural venues. They are in contact with the venues that they have visited and are working with them to develop ways of improving access to services for people with a learning disability.

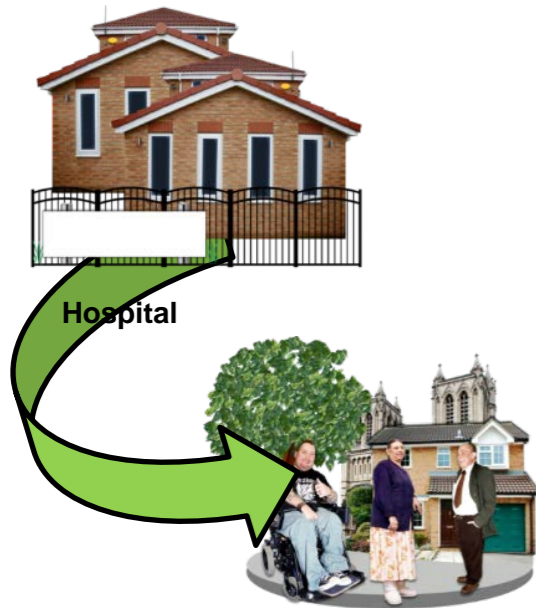


- Ashford District Partnership Group (DPG) has reviewed the Council's Tenants' Handbook to make it more accessible. The changes proposed by the DPG are being incorporated by Ashford Borough Council.



- Dover and Maidstone DPGs have held events around personal safety and safety in the community.

# Transforming Care (Winterbourne) Update



Since the start of the Transforming Care Programme:

- 32 clients have been discharged from hospital.
- 67 clients remain as in-patients in a range of secure and non-secure hospitals.

Clinical assessments have identified that out of 67:

- 49 clients are appropriately placed in hospital.
- 18 clients need to move into the community.

Of the 18 clients that need to move into the community:

- 9 clients have community placements identified.
- 7 require very specialist community forensic support but this is not currently available.
- 2 clients have not had community placements identified yet.





# Transforming Care (Winterbourne) Update: Other News



- The Joint Plan - CCGs and local authorities need to set out a Joint Plan to commission the range of local health, housing and care support services to meet the needs of people with challenging behaviour in their area. The Plan for Kent has been approved by all CCGs. It has now been sent to KCC for approval.



- Kent & Medway Partnership Trust in-patient beds for people with a learning disability have been closed. A new care pathway has been commissioned to support people in the community. Commissioners are now developing arrangements to ensure that this care pathway works well.



- Commissioners are working with NHS England to ensure there is community forensic outreach support for people with learning disabilities. This will help us to move people from secure hospitals into the community. We will form a Kent and Medway Transforming Care Partnership to support these plans.



# Learning Disability Integrated Commissioning



- The CCGs and KCC have agreed to work together on commissioning services and support for people with a learning disability.
- A new legal agreement (Section 75 Agreement) will set out how they will work together from April 2016.
- A pooled budget will be set up to commission integrated teams.
- A new Alliance Agreement is being explored to ensure the future of the integrated teams.
- A joint commissioning plan will be developed.



# Process for the Joint Health and Social Care Learning Disability Self-Assessment Framework 2015/16



**Public Health  
England**

Public Health England will collect data nationally for the SAF this year. Public Health England have told us that a letter will be sent to all Partnership Boards about this soon.



This means that there will be no local data collection required. Each locality will be asked to review the data sent to them by Public Health England and use it to identify local improvements and priorities for the coming year.



# Recommendations

The Health and Wellbeing Board is asked:



- To comment on the 2014/15 national comparison including the progress made this year against the SAF indicators.
- To comment on the update for Transforming Care (Winterbourne).
- To agree to receive a short briefing on the process and timeline for the submission of the SAF in 2016, when the details are released by Public Health England.



# Recommendations

The Health and Wellbeing Board is asked:

- To agree to support the development of the integrated commissioning arrangements between the CCGs and KCC to ensure all agencies continue to work together to improve the lives of people with learning disabilities.
- To agree to require the future Joint Commissioning Plan for learning disability in 2016 addresses the areas where Kent have scored a red rating: long term health conditions, breast cancer screening and bowel cancer screening.
- To agree to support the development of a Transforming Care Partnership for Kent and Medway to take forward the Transforming Care strategic plans for reducing the number of specialist in-patient beds and improving community support.